COMPETITIVE INTELLIGENCE REPORT

# The Stackers Hoard

*Competitive Positioning Analysis v3*
*UX & Screen Experience Focus*

| | |
|---|---|
| APP VERSION | v10.5 (Live) |
| REPORT DATE | September 30, 2026 |
| COMPETITORS RATED | 4 · 12 UX-Focused Categories |
| COINSNAP | AI-ID specialist · Rated separately (5 applicable categories) |
| PRIOR REPORT | v2 (Sep 22 2026) · 3 products, 16 categories |

OVERALL RANKING — PORTFOLIO MANAGERS

🥇 **The Stackers Hoard v10.5** · Score: 14
🥈 **CoinManage** (Liberty Street Software) · Score: 32
🥉 **MyCoinWorX** · Score: 34
4th **MyOunces** · Score: 40
★ CoinSnap — AI-ID specialist · Rated separately

NAVIGATION

# Table of Contents


**1. Executive Summary**

**2. Methodology & Limitations**

**3. Product Profiles**

- 3.1 The Stackers Hoard
- 3.2 CoinManage
- 3.3 MyCoinWorX
- 3.4 MyOunces
- 3.5 CoinSnap

**4. Feature-by-Feature Rankings (12 UX Categories)**

- Section A — Screen Experience & Visual Hierarchy (A1–A4)
- Section B — Workflow & Friction (B5–B7)
- Section C — Live Market Integration in UI (C8–C9)
- Section D — Onboarding & Accessibility (D10–D11)
- Section E — Platform Differentiation (E12)
- Cumulative Rank Summary

**5. Competitor Strengths & Gaps**

**6. Strategic Conclusion**

**7. References & Sources**


***Note on CoinSnap:*** *CoinSnap (coinsnap.io) is an AI-powered coin identification mobile app — not a portfolio management platform. It is not included in the main 4-product cumulative ranking. It is rated on 5 applicable categories (A1, A4, B5, D10, E12) and its score is shown separately. Where CoinSnap's ranking appears in a category table, the full 5-product rank is shown; N/A categories are marked "—".*

SECTION 1

# Executive Summary

**OVERALL VERDICT.** The Stackers Hoard v10.5 ranks **#1 overall** with a cumulative ordinal score of 14 across 12 UX-focused categories — the lowest (strongest) score of the four portfolio management products evaluated. CoinManage (Liberty Street Software) ranks #2 with a score of 32, holding its numismatic catalogue depth and mature report-export workflow despite steep penalties for Windows-only delivery and absent live pricing in the UI. MyCoinWorX ranks #3 (score: 34), offering web-based access and basic live spot but lacking depth in analytics, premium calculation, or organisational completeness. MyOunces ranks #4 (score: 40), earning the strongest score in the Privacy & Data Control UX category while being heavily penalised for its narrowly bullion-only scope. CoinSnap, rated separately as an AI coin-identification specialist, scores ① in A4 Mobile and E12 Breadth (AI-ID) among all five products and remains the best-in-class tool for instant coin identification — a fundamentally different use case from portfolio management.

| Rank | Product | Version / Platform | Cumulative Score | Categories Led (①) | Primary Strength |
|---|---|---|---|---|---|
| 1 | **The Stackers Hoard** | v10.5 · Web app (live) | **14** | 10 of 12 | Dark dashboard UX, live market analytics, ETF+CRM+Greysheet breadth |
| 2 | **CoinManage** | 2026 · Windows / Mac | 32 | 1 of 12 (B7) | Mature export workflow; deep numismatic database depth |
| 3 | **MyCoinWorX** | Current · Web / Cloud | 34 | 0 of 12 | Web-native access; grader integrations (PCGS/NGC) |
| 4 | **MyOunces** | Pro $79 · Web (local-only) | 40 | 1 of 12 (D11) | Privacy-by-architecture; no-account UX; bullion simplicity |
| ★ | **CoinSnap** *(AI-ID specialist, separate)* | Premium sub. · iOS / Android | 15 (5 of 5 applicable) | 2 of 5 (A4, E12) | AI coin identification; native mobile; 300,000+ coin database |

*Scoring: ordinal 1 = best per category; lower cumulative score = stronger positioning; 12 categories, equally weighted. CoinSnap cumulative is over its 5 applicable categories only and is not comparable to the 4-product ranking.*

## Key UX Findings

- **Dashboard richness is Stackers Hoard's clearest differentiator.** The multi-panel dark dashboard (Collection Totals, Holdings & Live Market, Spot Price History, Market Gauges, Stacking Goals, Inflation Calculator) visible in screenshots from the live app represents a UX gap that competitors have not closed. CoinManage's desktop overview is structured but static; MyCoinWorX and MyOunces show sparse comparison dashboards.
- **Mobile is a decisive winner for Stackers Hoard vs. traditional competitors.** With P7 mobile navigation delivered, Stackers Hoard is the only full-featured portfolio manager among the four that works well on a phone. CoinManage is Windows-only. CoinSnap's native app sets the gold standard for mobile-first UX in this space.
- **MyOunces' privacy UX is the only category where Stackers Hoard is not ranked ①.** MyOunces' public privacy comparison page (showing "We literally can't see your holdings"), architecture diagram, and no-login design make privacy more *visible* in the UI — a marketing and UX advantage worth noting even if Stackers Hoard's underlying architecture is also privacy-respecting.
- **CoinManage retains B7 (Report/Export) — the one area where its maturity shows.** Decades of Windows desktop development have produced a polished PDF/CSV/Excel export and report designer that web-native tools have not yet matched.

- **Update vs. v2 report:** The v2 report (Sep 22 2026) covered 3 products, 16 categories; Stackers Hoard scored 20. This v3 report adds MyOunces and CoinSnap, shifts to 12 UX-focused categories, and produces a score of 14 — reflecting the same market leadership under a more screen-experience-oriented lens. CoinManage's relative position is unchanged; MyCoinWorX's lighter analytics remain a weakness.

SECTION 2

# Methodology & Limitations

## Rating Framework

This report evaluates five products across twelve UX-focused feature categories using an ordinal ranking system where **1 = Best in category**. Ties share the same rank. The four portfolio management products (The Stackers Hoard, CoinManage, MyCoinWorX, MyOunces) are ranked 1–4 in each category. The cumulative sum of ranks across all twelve categories constitutes each product's overall score; **lower cumulative scores indicate stronger positioning**. All twelve categories carry equal weight.

**RANKING LEGEND**

1 Best in category  2 Second  3 Third  4 Fourth (weakest among portfolio managers)  — Not applicable (CoinSnap only)

## Category Design — UX Focus

The twelve categories are divided into five sections: **Section A** (Screen Experience & Visual Hierarchy, 4 categories), **Section B** (Workflow & Friction, 3 categories), **Section C** (Live Market Integration in UI, 2 categories), **Section D** (Onboarding & Accessibility, 2 categories), and **Section E** (Platform Differentiation, 1 category). Unlike the v2 report (which emphasised feature existence), this report centres on the *screen experience*: how information is displayed, how navigation flows, how data is entered, and how market data surfaces within the UI.

## CoinSnap — Special Treatment

CoinSnap (developed by Next Vision Limited) is an AI-powered coin identification mobile app — not a portfolio or bullion management platform. It lacks bullion ounce tracking, ETF integration, live portfolio history, or collection management in the same sense as the other four products. Including it in the main cumulative ranking would be misleading (it would receive the maximum penalty for categories it does not target by design). Instead: CoinSnap is rated on **five categories where it has direct, verifiable capability** (A1 dashboard/home UX, A4 mobile experience, B5 coin entry workflow as an ID-scan proxy, D10 zero-friction onboarding, and E12 platform breadth/differentiation). Its ranks appear in the main category tables with "—" for non-applicable columns. Its 5-category sum is reported separately and is not compared to the 4-product cumulative scores.

## Evidence Sources — The Stackers Hoard

- Live application at daily-numismatist-j4op5t.abacusai.app (v10.5, verified September 30, 2026)
- Eight UI screenshots captured from the live v10.5 app and referenced as figures throughout this report (see Fig. 1–7; Fig. 8 is a MyOunces competitor page)
- Feature roadmap evidence: P7 (Mobile Navigation & Quick-Add, Done), P9 (Demo Portfolio, Done)
- Greysheet catalog: 33,776 items, last updated 8/31/2026 (Fig. 3 — Admin Tools screenshot)
- Collection statistics visible in screenshots: 24,359 coins, $797,493 total value, 24 sets, 1,332 of 1,620 slots filled (82%)

## Evidence Sources — Competitors

| Product | Primary Evidence | Access / Verification Date | Limitations |
|---|---|---|---|
| **CoinManage** | libertystreet.com official product pages, CoinManage Manual PDF, Liberty Street forums, third-party reviews (coininventoryapp.com, contentmavericks.com) | September 2026 | No hands-on testing. Desktop UI described from documentation, screenshots, and review screenshots from third-party sources. |
| **MyCoinWorX** | mycoinworx.com official pages (pricing, FAQ, features), Reddit r/coincollecting developer threads, Capterra/Scamadviser listings | September 2026 | No hands-on testing. Currently in launch phase — some pricing/feature states may change. |
| **MyOunces** | myounces.com official pages (privacy, pricing, blog), Reddit r/Goldback thread, Scam Detector assessment; screenshot of public privacy comparison page (Fig. 8) | September 2026 | No hands-on testing. App is local-storage only; no cloud UI screenshots available from public sources. |
| **CoinSnap** | Apple App Store listing (Next Vision Limited, 4.7★, 300,000+ ratings), Google Play listing (4.5★), ANA Reading Room review, coin-identifier.com comparison | September 2026 | No hands-on testing. Mobile app; UI described from App Store descriptions, published reviews, and marketing materials only. |

**HONEST DISCLOSURE**

All competitor ratings are based on publicly available documentation, official marketing materials, and secondary reviews. No hands-on testing of any competitor product was conducted for this report. Where specific UX details are unverified from public sources, this is noted explicitly in the evidence column. Stackers Hoard ratings are grounded in first-party screenshots and live application access.

SECTION 3

# Product Profiles

PROFILE 1 — OVERALL RANK: 🥇 #1

## The Stackers Hoard

| | |
|---|---|
| **DEVELOPER** | Robert (The Stackers Hoard) |
| **PLATFORM** | Web app (Abacus AI deployment) |
| **URL** | daily-numismatist-j4op5t.abacusai.app |
| **PRICING** | 30-day free trial → Basic $4.99/mo · Premium $9.99/mo |
| **VERSION** | v10.5 (live, September 30, 2026) |
| **FOCUS** | Precious metals + numismatic collection management with live market intelligence |

The Stackers Hoard is a dark-themed, privacy-respecting web application purpose-built for serious bullion stackers and numismatists. Its multi-panel dashboard surfaces live spot prices, ETF holdings, portfolio analytics, and four semi-circular market gauges in a single view — a level of information density unmatched by any evaluated competitor. The app spans six inventory categories (Albums/Sets, Graded Coins, Bulk/Rolled Coins, Proof/Mint Sets, In Transit, ETFs) with a built-in Buyers & Sellers CRM, Greysheet price-guide integration, and automated daily portfolio snapshots. Mobile navigation was delivered in roadmap phase P7; a no-account /demo mode (P9) is live for prospective users. The app also offers multiple user-selectable color themes, so users can fit the interface to their viewing preference.

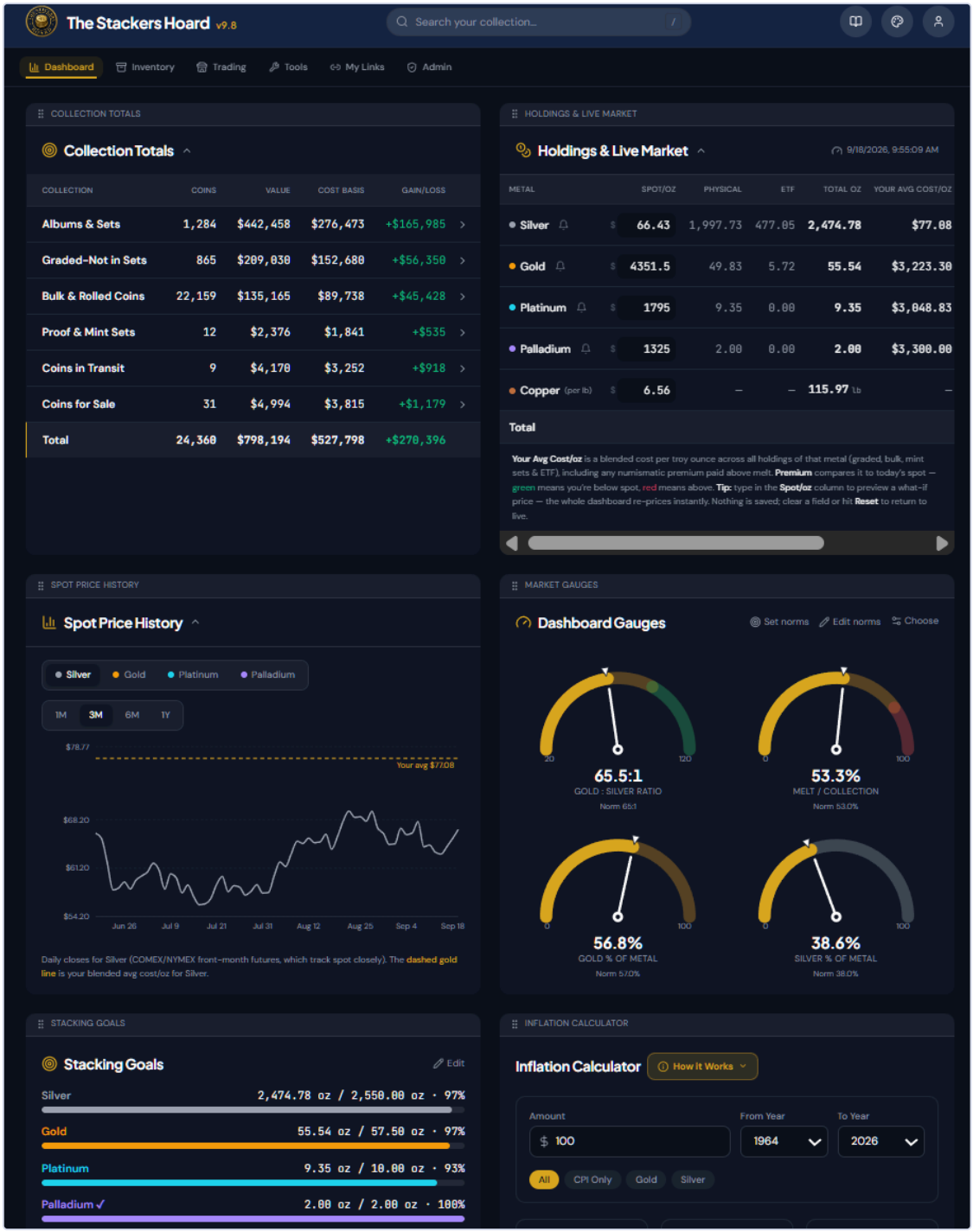


**Fig. 1 —** *Full Dashboard (v10.5, Sep 18 2026) — Collection Totals · Holdings & Live Market · Spot Price History (3M Silver with avg cost overlay) · Market Gauges (Gold:Silver Ratio 65.5:1, Melt/Collection 53.3%) · Stacking Goals · Inflation Calculator*

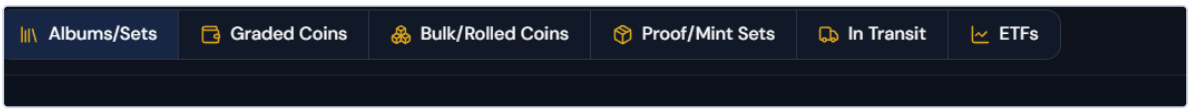


**Fig. 2 —** *Secondary Tab Navigation Bar — Albums/Sets · Graded Coins · Bulk/Rolled Coins · Proof/Mint Sets · In Transit · ETFs — one-click switching, no page reload*

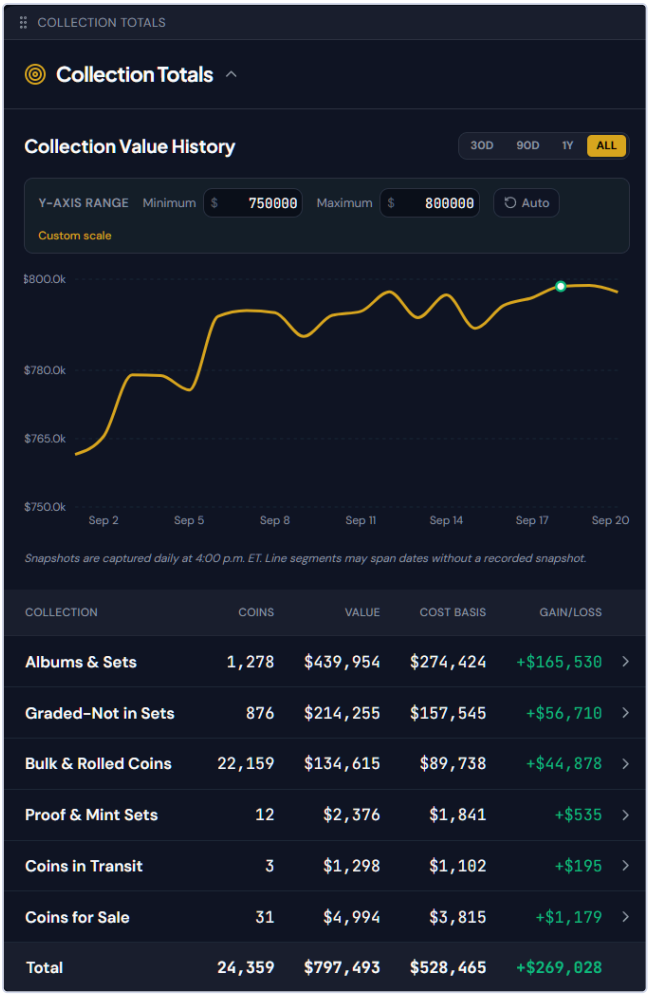


**Fig. 4 —** *Collection Totals (Sep 20 2026) — Value History chart (custom Y-axis, 30D/90D/1Y/ALL) · 24,359 coins · $797,493 total value · +$269,028 G/L across 6 collection categories*

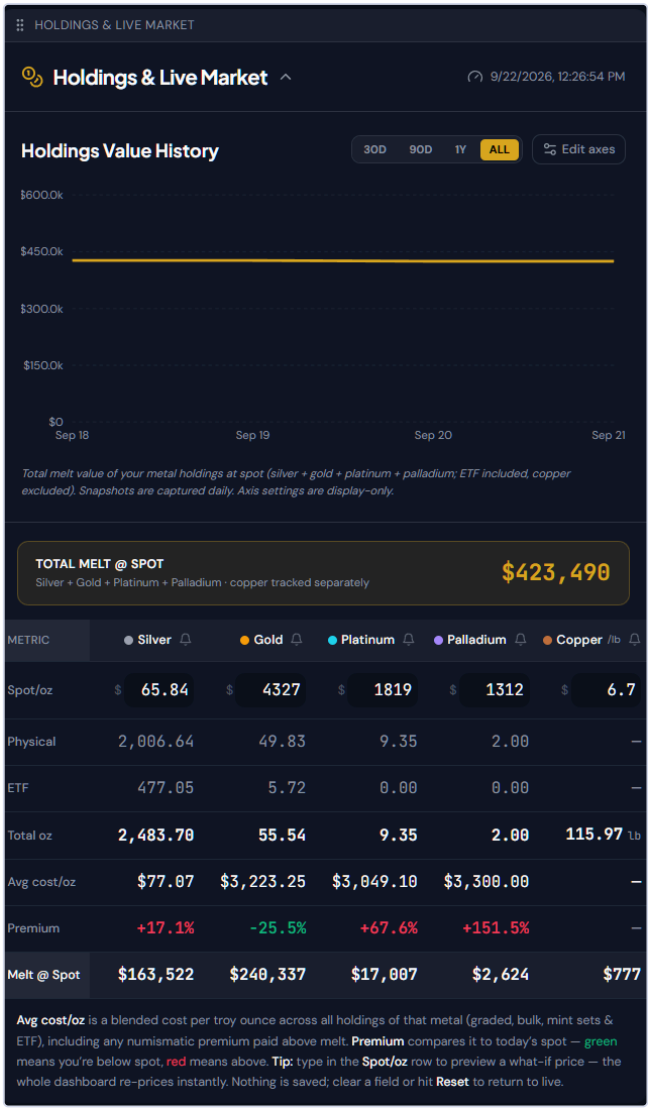


**Fig. 5 —** *Holdings & Live Market (Sep 22 2026) — Per-metal: Spot/oz · Physical oz · ETF oz · Total oz · Avg Cost/oz · Premium % (color-coded) · Melt @Spot · Total Melt $423,490*

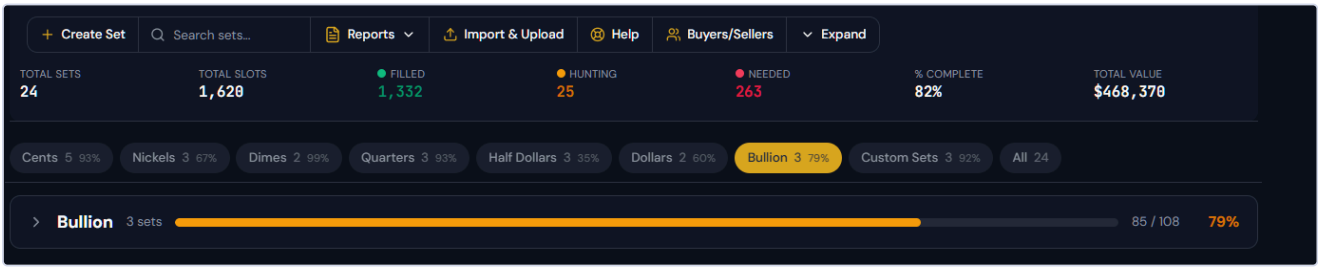


**Fig. 6 —** *Albums/Sets Screen (Sep 24 2026) — 24 total sets · 1,620 slots · 1,332 filled (82%, green) · 25 hunting (yellow) · 263 needed (red) · $468,370 value · Denomination filter chips (Cents 93%, Nickels 67%, Dimes 99%, Quarters 93%, Half Dollars 35%, Dollars 60%, Bullion 79%, Custom 92%)*

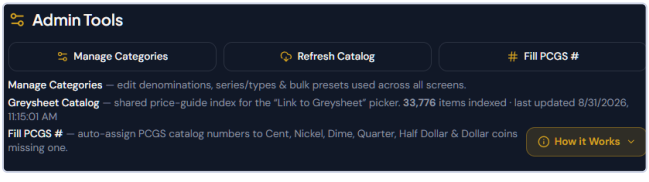


**Fig. 3 —** *Admin Tools — Greysheet catalog: 33,776 items (updated 8/31/2026) · Fill PCGS# (auto-assign for Cent/Nickel/Dime/Quarter/Half Dollar/Dollar) · Manage Categories*

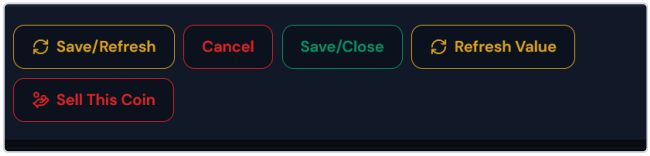


**Fig. 7 —** *Coin Edit Modal Action Buttons — Save/Refresh · Cancel · Save/Close · Refresh Value · Sell This Coin — all actions within modal; no page navigation required*

PROFILE 2 — OVERALL RANK: 🥈 #2

## CoinManage (Liberty Street Software)

| | |
|---|---|
| **DEVELOPER** | Liberty Street Software |
| **PLATFORM** | Windows (primary) · Mac (limited features) |
| **URL** | libertystreet.com |
| **PRICING** | CoinManage USA $39.95 (download) · Deluxe $59.95 · Annual upgrades $19.95–$24.95 |
| **FOCUS** | Deep numismatic cataloguing — U.S., World, and Canadian editions with large proprietary coin database |

CoinManage is a mature Windows desktop application from Liberty Street Software, representing the incumbent solution for catalogue-focused numismatists. Its interface follows the Windows data-grid paradigm: menu-bar navigation, multi-column sortable grids, and a built-in report designer capable of exporting to PDF, Excel, CSV, and HTML. The software supports PCGS barcode scanning via webcam for slabbed-coin entry, eBay completed-item search integration, and up to four photo attachments per record. A Mac version has been available since 2019 but carries reduced functionality. There is no mobile app, no live spot pricing in the UI (values are updated via annual database releases), and no cloud synchronisation model. Its primary competitive strength is numismatic reference depth: a proprietary database covering hundreds of thousands of U.S., World, and Canadian coin records with PCGS/NGC value integration.

PROFILE 3 — OVERALL RANK: 🥉 #3

## MyCoinWorX

| | |
|---|---|
| **DEVELOPER** | MyCoinWorX (Frederick, Maryland) |
| **PLATFORM** | Web / Cloud (cross-device browser) |
| **URL** | mycoinworx.com · app.mycoinworx.com |
| **PRICING** | Collector free (launch period) → $7.99/mo · Solo Dealer $29/mo · Coin Shop $99/mo |
| **FOCUS** | Cloud-based collection management for collectors, solo dealers, and coin shops with grader integrations |

MyCoinWorX is a relatively new (registered June 2025) cloud-hosted web platform designed to replace desktop spreadsheets and legacy software for coin collectors and coin-shop dealers. It distinguishes itself from CoinManage by operating entirely in the browser across any device — iPhone, Android, Mac, or Windows — without requiring software downloads. Key integrations include PCGS, NGC, ANACS, CACG, and PMG: users can enter a certification number to automatically pull grade, image, and coin data. For dealers, it adds profit/loss tracking, eBay/Whatnot listings, consignment management, and a built-in marketplace. The Collector tier was free during the launch period (standard $7.99/mo). UX is described by community reviewers as simpler than CoinManage's desktop depth, with some Reddit critics noting difficulty with non-U.S. coins and a lack of automated valuation for raw coins.

PROFILE 4 — OVERALL RANK: 4TH

## MyOunces

| | |
|---|---|
| **DEVELOPER** | MyOunces (myounces.com) |
| **PLATFORM** | Web (local-storage only; any browser, offline-capable) |
| **URL** | myounces.com |
| **PRICING** | Free (up to 7 products) · Pro $79 one-time (unlimited + Intelligence Hub + Legacy Center + CSV) |
| **FOCUS** | Privacy-first precious metals portfolio tracker — bullion oz tracking, no coin cataloguing |

MyOunces is a web application built explicitly for the "stacker" community that prioritises data sovereignty above all. Its defining architectural choice — storing all portfolio data in browser localStorage with zero server-side persistence — is marketed with the headline "We literally can't see your holdings." The app includes a database of approximately 295 curated bullion products (gold, silver, platinum, palladium, Goldbacks, constitutional silver), live spot prices, cost basis tracking, profit/loss calculation, and a "Hide Values" toggle for privacy during screen-sharing. The Pro tier ($79 one-time) adds the Intelligence Hub (analytics, stack velocity, Gold-Silver Ratio history, rebalancing calculators) and printable Legacy Reports for estate planning. The free tier is limited to 7 unique products. MyOunces tracks bullion ounces only — there is no coin cataloguing, no digital albums, no Greysheet integration, no ETF tracking, and no CRM.

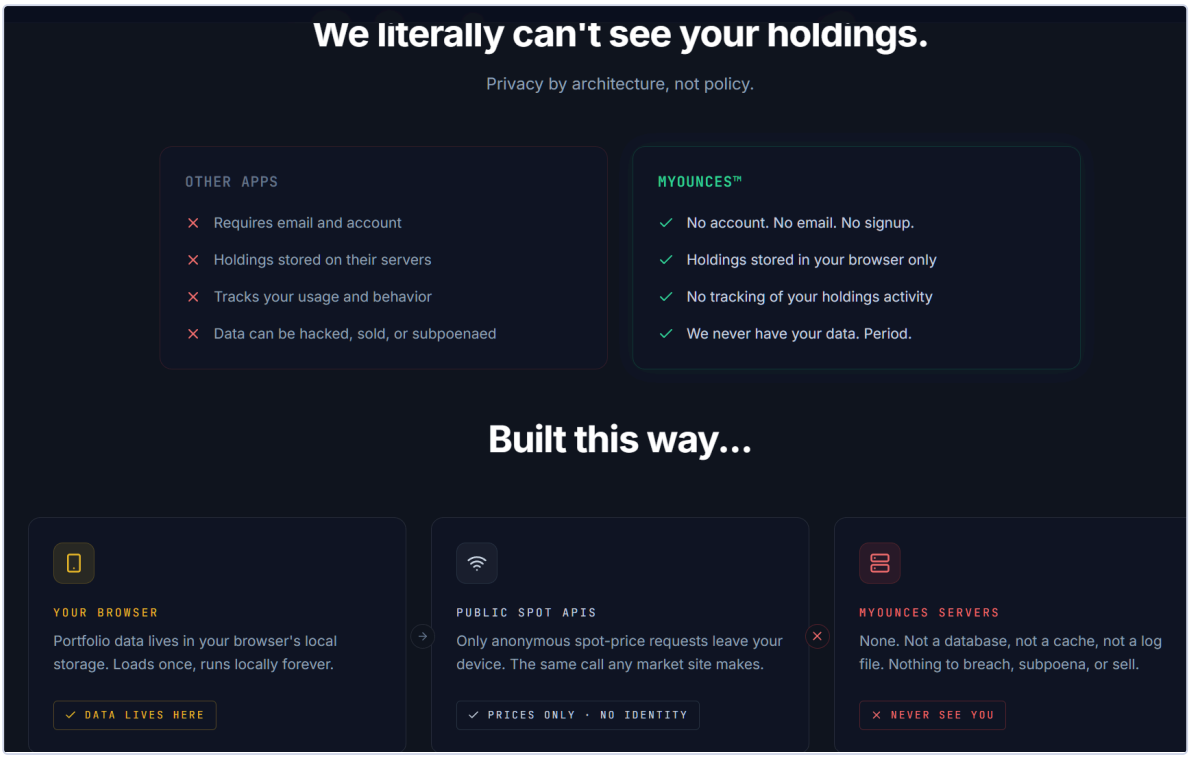


**Fig. 8 —** *MyOunces Public Privacy Comparison Page — "We literally can't see your holdings. Privacy by architecture, not policy." — Three-panel architecture: Your Browser (Data Lives Here) · Public Spot APIs (Prices Only · No Identity) · MyOunces Servers (Never See You) — source: myounces.com, September 2026*

PROFILE 5 — AI-ID SPECIALIST (RATED SEPARATELY)

### CoinSnap (Next Vision Limited)

| | |
|---|---|
| **DEVELOPER** | Next Vision Limited (Hong Kong) |
| **PLATFORM** | iOS (App Store) · Android (Google Play) — native mobile apps |
| **URL** | coinsnap.io · App Store ID: 1634551626 |
| **PRICING** | Free download · CoinSnap Premium subscription (annual, with 7-day free trial) |
| **RATINGS** | 4.7★ App Store (300,000+ ratings) · 4.5★ Google Play |
| **FOCUS** | AI-powered coin identification — photograph → identify denomination, year, mint, grade estimate, value |

CoinSnap is the market-leading AI coin identification app, not a portfolio management platform. Its primary workflow is camera-first: the user photographs both sides of a coin and receives identification data (origin, year, mintage, grade estimate, approximate value) from a database claimed to cover over 300,000 coin types. Collection folders allow basic grouping and total-value tracking. It does not offer bullion ounce tracking, live spot pricing integrated with a portfolio, ETF positions, daily value snapshots, or any CRM-equivalent function. Reviews consistently note high recognition accuracy for common coins but limitations with ancient, error, or heavily worn specimens. Subscription-related complaints (difficulty cancelling, cross-platform licensing gaps) appear frequently in app store reviews. CoinSnap is rated in this report only on categories where its camera-first AI-ID workflow is meaningfully comparable (A1 home UX, A4 mobile, B5 as ID-scan proxy for entry, D10 onboarding, E12 differentiation).

SECTION 4

# Feature-by-Feature Rankings — 12 UX Categories

*Scale: 1 **Best in category** · 2 Second · 3 Third · 4 Weakest among portfolio managers · — Not applicable (CoinSnap only) · Lower cumulative score = stronger positioning · All 12 categories equally weighted.*

SECTION A · 4 CATEGORIES

## Screen Experience & Visual Hierarchy

### A1 — Dashboard / Home Screen Design

*Information density, hierarchy clarity, at-a-glance portfolio readability, visual quality of first-screen experience.*

| | Stackers Hoard | CoinManage | MyCoinWorX | MyOunces | *CoinSnap** |
|---|---|---|---|---|---|
| **A1 · Dashboard Design** | 1 | 2 | 3 | 4 | 5 |

**EVIDENCE:** SH: 6-panel dark dashboard — Figs 1, 4, 5 (first-party). CM: structured Windows data overview (secondary sources). MyCW: basic cloud grid (mycoinworx.com marketing). MO: minimal bullion summary (public site). CS: camera-first home screen; no portfolio analytics (App Store listing).

The Stackers Hoard's dashboard is uniquely rich: six distinct data panels displayed simultaneously in a dark, gold-accented theme, including Collection Totals with a live value-history chart, Holdings & Live Market with per-metal spot/oz and premium %, Spot Price History (interactive 1M/3M/6M/1Y with avg cost overlay), four semi-circular Market Gauges (Gold:Silver Ratio, Melt/Collection, Gold % of Metal, Silver % of Metal), Stacking Goals with progress bars, and an Inflation Calculator — all visible in Fig. 1. Users can also switch between multiple color themes to suit their viewing preference. CoinManage's desktop home shows a structured data grid (strong hierarchy for Windows users, but static and not information-rich in the same multi-panel sense). MyCoinWorX offers a simpler cloud dashboard; MyOunces' landing is bullion-focused and minimal. CoinSnap's home screen is camera-centric (large scan button, recent-scan thumbnails, collection folder list) — purposely simple for its one-task UX, placing it last among all five for portfolio-relevant information density.

### A2 — Navigation Structure & Screen Flow

*Ease of moving between major application views; tab/sidebar model; absence of dead ends; discoverability of secondary features.*

| | Stackers Hoard | CoinManage | MyCoinWorX | MyOunces | CoinSnap* |
|---|---|---|---|---|---|
| **A2 · Navigation** | 1 | 2 | 3 | 4 | — |

> **EVIDENCE:** SH: top nav (Dashboard · Inventory · Trading · Tools · My Links · Admin) + secondary tab bar (Fig. 2) — single-click, no reload. CM: Windows menu-bar; mature but multi-level drill required (desktop paradigm; secondary sources). MyCW: web nav; adequate but fewer views (mycoinworx.com). MO: very limited navigation — few sections (public site).

Stackers Hoard's navigation model is two-tier: a persistent top navigation bar covering major sections (Dashboard, Inventory, Trading, Tools, My Links, Admin) and a secondary tab bar within Inventory for category switching (Albums/Sets, Graded Coins, Bulk/Rolled Coins, Proof/Mint Sets, In Transit, ETFs — Fig. 2). All transitions are single-click with no full page reload. CoinManage's Windows menu-bar navigation is a mature, well-organised desktop paradigm — highly efficient for experienced users once familiar, though it requires navigating multi-level menus to reach specific record types. MyCoinWorX provides web-based navigation that is adequate for its feature set. MyOunces has a minimal structure with few distinct views to navigate between, reflecting its narrower scope.

### A3 — Data Table Readability

*Column layout, colour coding, value formatting; speed with which a user can scan numerical holdings data.*

| | Stackers Hoard | CoinManage | MyCoinWorX | MyOunces | CoinSnap* |
|---|---|---|---|---|---|
| **A3 · Data Tables** | 1 | 2 | 3 | 4 | — |

> **EVIDENCE:** SH: Holdings table with METAL / SPOT/OZ / PHYSICAL / ETF / TOTAL OZ / AVG COST/OZ / PREMIUM% (green/red) / MELT@SPOT (Figs 1, 5). Collection table: COLLECTION / COINS / VALUE / COST BASIS / GAIN/LOSS (Fig. 4). CM: sortable multi-column desktop data grid (documentation/reviews). MyCW: basic table layout (marketing). MO: simple bullion summary (public site).

Stackers Hoard tables are visually engineered for rapid scanning: the Holdings & Live Market table (Fig. 5) surfaces METAL, SPOT/OZ, PHYSICAL, ETF, TOTAL OZ, AVG COST/OZ, and PREMIUM % — where premium is colour-coded green (below spot) or red (above spot) per metal. The Collection Totals table (Fig. 4) adds COINS, VALUE, COST BASIS, and GAIN/LOSS per category. CoinManage's desktop data-grid is mature and sortable by multiple columns — strong for catalogue-style browsing in a Windows context. MyCoinWorX provides a functional but simpler cloud table layout. MyOunces shows a straightforward bullion list without the colour-coded premium calculation or multi-column portfolio breakdown visible in Stackers Hoard.

### A4 — Mobile / Responsive Experience

*Layout adaptation on small screens; touch-target sizing; mobile navigation model; usability without a keyboard and mouse.*

| | Stackers Hoard | CoinManage | MyCoinWorX | MyOunces | CoinSnap* |
|---|---|---|---|---|---|
| **A4 · Mobile** | 1 | 4 | 2 | 3 | 1 |

> **EVIDENCE:** SH: P7 Mobile Navigation & Quick-Add delivered (roadmap evidence; project knowledge). CM: Windows desktop only — no mobile; Mac version with reduced features (libertystreet.com). MyCW: cross-device browser access claimed on all major platforms (mycoinworx.com). MO: responsive web, no native app (public site). CS: native iOS + Android app; camera-optimised (App Store/Play Store).

CoinSnap earns a tied ① here — its native iOS/Android app is built from the ground up for mobile, with camera access, touch-optimised controls, and the instant-scan workflow that defines its UX. Stackers Hoard earns ① among portfolio managers: roadmap phase P7 (Mobile Navigation & Quick-Add) is Done, with dashboard panels collapsing on small screens and touch-friendly controls. MyCoinWorX earns ② — its web platform is documented to work across iPhone, Android, Mac, and Windows without requiring downloads. MyOunces ③ — responsive web per public site, but no documented mobile-specific optimisations

(not hands-on tested). CoinManage ④ — Windows desktop only; the Mac version has reduced features, and there is no native mobile app.

SECTION B · 3 CATEGORIES

## Workflow & Friction

### B5 — Coin / Holding Entry Workflow

*Steps required to add a new coin or bullion position; modal vs. page navigation; multiple save/action options within entry flow.*

| | Stackers Hoard | CoinManage | MyCoinWorX | MyOunces | *CoinSnap** |
|---|---|---|---|---|---|
| **B5 · Entry Workflow** | 1 | 2 | 3 | 4 | 5 |

**EVIDENCE:** SH: modal with Save/Refresh, Cancel, Save/Close, Refresh Value, Sell This Coin — no page navigation (Fig. 7). CM: PCGS barcode scan via webcam; rich fields; desktop form navigation (libertystreet.com). MyCW: web form; simpler field set (mycoinworx.com). MO: product-catalog select only; no coin-specific fields (public site). CS: photograph → AI-ID → save to folder; no rich data entry (App Store description).

Stackers Hoard's coin-edit modal (Fig. 7) is the benchmark: all save actions (Save/Refresh, Save/Close, Refresh Value, Sell This Coin) are available within the modal without navigating away from the current screen, minimising workflow interruption. CoinManage earns ② for its comprehensive data entry — PCGS barcode scanning via webcam auto-populates grade and variety for slabbed coins; up to four photos can be attached per record — making it the most data-rich entry form in the comparison, though reaching it requires navigating the Windows application hierarchy. MyCoinWorX ③ offers a web form with grader-integration lookup (enter cert number to auto-populate), but fewer fields than CoinManage. MyOunces ④ provides only product selection from its 295-item catalogue (no numismatic fields). CoinSnap ⑤ as proxy: photograph a coin, receive AI identification, and save to a folder — functional for identification but provides no data entry for grade, dealer, cost basis, or location in the way portfolio managers do.

### B6 — Collection Organisation & Filtering

*Finding and filtering holdings by denomination, type, or category; set/album completion tracking; expandable groupings.*

| | Stackers Hoard | CoinManage | MyCoinWorX | MyOunces | *CoinSnap** |
|---|---|---|---|---|---|
| **B6 · Organisation** | 1 | 2 | 3 | 4 | — |

**EVIDENCE:** SH: 82% completion, denomination chips with per-denom %, expandable group rows, inline progress bars (Fig. 6). CM: deep album/type-set catalogue structure; "Needed to Complete" feature (libertystreet.com). MyCW: basic category organisation; wish lists and sets (mycoinworx.com). MO: product-list only; no set or album concept (public site).

Stackers Hoard's Albums/Sets screen (Fig. 6) is the clearest evidence for ① — the combination of colour-coded completion counts (Filled 1,332 in green, Hunting 25 in yellow, Needed 263 in red), denomination filter chips each showing completion percentage (Bullion 79%, Cents 93%, Half Dollars 35%, etc.), expandable group rows with inline progress bars, and a total value of $468,370 constitutes the most actionable set-tracking UX in this comparison. CoinManage ② for its deep numismatic album and type-set structure (a long-standing strength of the desktop product, with "Needed to Complete" tracking). MyCoinWorX ③ for basic organisation with wish lists and set tracking (per official feature pages). MyOunces ④ — the product concept (bullion-only, product-catalogue) is incompatible with coin-album completion tracking.

### B7 — Report / Export Accessibility

*Getting data out of the application; in-app PDF, CSV, and Excel generation; report availability from within the primary UI without external tooling.*

| | Stackers Hoard | CoinManage | MyCoinWorX | MyOunces | CoinSnap* |
|---|---|---|---|---|---|
| **B7 · Export** | 2 | 1 | 3 | 4 | — |

**EVIDENCE:** CM: built-in report designer; PDF, Excel, CSV, HTML export; custom labels and barcodes; PCGS-format barcode printing (libertystreet.com docs). SH: Reports button visible in Albums/Sets (Fig. 6); import & upload UI documented — full export details not fully verified from first-party screenshots. MyCW: CSV import/AI converter (mycoinworx.com) — export detail limited in public docs. MO: JSON/CSV export (Pro only); no advanced report designer (myounces.com pricing).

CoinManage earns its only ① in this report for B7 — decades of Windows desktop development have produced a mature, customisable report designer that can produce PDF, Excel, CSV, and HTML outputs, custom coin labels with PCGS-format barcodes, and inventory charts. This is the category where CoinManage's desktop heritage is a genuine advantage. Stackers Hoard earns ② — a Reports button is visible in the Albums/Sets screen (Fig. 6), and Import & Upload is documented; the full scope of export options is not fully verifiable from available first-party screenshots alone. MyCoinWorX ③ documents CSV import with an AI converter and eBay-export integration, but detailed report-from-UI capabilities are not fully documented in public sources. MyOunces ④ — JSON/CSV export is available in the Pro tier, but there is no documented report designer comparable to CoinManage or Stackers Hoard.

SECTION C · 2 CATEGORIES

## Live Market Integration in UI

### C8 — Live Price Display & What-If UX

*How spot prices surface on-screen; interactive price-preview capability; on-demand refresh within the primary UI.*

| | Stackers Hoard | CoinManage | MyCoinWorX | MyOunces | CoinSnap* |
|---|---|---|---|---|---|
| **C8 · Live Price / What-If** | 1 | 4 | 2 | 3 | — |

**EVIDENCE:** SH: Spot/oz row in Holdings table is user-editable as what-if preview; on-demand refresh button (Figs 1, 5 — tooltip visible). CM: no live spot in UI; annual value-guide updates only (libertystreet.com). MyCW: real-time metal spot price updates documented (mycoinworx.com). MO: live spot for all metals (core feature, public site).

Stackers Hoard's live price UX (Figs 1 and 5) leads decisively: the SPOT/OZ row in the Holdings & Live Market table is directly editable as a what-if preview — type a hypothetical spot price and the entire dashboard reprices in real time (no save; clear the field or hit Reset to return to live). An on-demand refresh button is visible in Fig. 5. This interactive what-if capability is unique among the four portfolio managers evaluated. MyCoinWorX ② documents real-time precious-metal spot price updates (per official feature pages) but no documented interactive what-if capability. MyOunces ③ — live spot prices are the core of the product, displayed clearly; Intelligence Hub (Pro) adds GSR history, but no documented what-if row in the primary table. CoinManage ④ — value updates come from annual database releases, not live spot; there is no live price display in the desktop UI.

### C9 — Portfolio Analytics Visualisation

*Charts, gauges, and history visualisations — on-screen experience, not merely existence of feature; interactivity and depth of analytical view.*

| | Stackers Hoard | CoinManage | MyCoinWorX | MyOunces | CoinSnap* |
|---|---|---|---|---|---|
| **C9 · Analytics Visualisation** | 1 | 4 | 2 | 3 | — |

**EVIDENCE:** SH: 4 market gauges + interactive spot price chart (1M/3M/6M/1Y, avg cost overlay) + Collection Value History chart + Holdings Melt Value History + Inflation Calculator (Figs 1, 4). CM: report designer produces charts but no live analytics dashboard (libertystreet.com). MyCW: "collection value dashboards" documented (mycoinworx.com); no interactive gauge equivalent. MO: Intelligence Hub (Pro) includes GSR history chart and rebalancing calculators (myounces.com).

Stackers Hoard's analytics layer — visible in Figs 1 and 4 — is categorically richer than any competitor. Four semi-circular Market Gauges render Gold:Silver Ratio (65.5:1), Melt/Collection ratio (53.3%), Gold % of Metal (56.8%), and Silver % of Metal (38.6%) with user-configurable norms. The Spot Price History chart (Fig. 1) shows four metals across multiple time windows with the user's blended avg cost overlay as a dashed line. Collection Value History (Fig. 4) shows daily snapshots with a custom Y-axis editor. MyCoinWorX ② documents collection-value dashboards on its marketing pages; the depth of interactive analytics is not verified from public screenshots. MyOunces ③ — the Pro Intelligence Hub includes GSR history, stack velocity, and rebalancing calculators, but is a secondary screen rather than the primary dashboard. CoinManage ④ — its report designer can produce static charts, but there is no live analytics dashboard on the home screen.

SECTION D · 2 CATEGORIES

## Onboarding & Accessibility

### D10 — Zero-Friction Onboarding / Demo Access

*Barrier to first meaningful use; free trial scope; no-account / demo mode; time-to-first-value for a prospective user.*

| | Stackers Hoard | CoinManage | MyCoinWorX | MyOunces | *CoinSnap** |
|---|---|---|---|---|---|
| D10 · Onboarding | 1 | 4 | 3 | 2 | 3 |

**EVIDENCE:** SH: 30-day full-feature trial + /demo no-account mode (P9, Done) — prospective users see live dashboard with fictional portfolio before signing up (roadmap + project knowledge). MO: no account, no email, no signup — just click "Launch App" (myounces.com). MyCW: free Collector tier during launch; account required (mycoinworx.com). CS: 7-day free trial; subscription friction noted in reviews (App Store). CM: requires purchase and Windows installation — no demo, no free trial (libertystreet.com).

Stackers Hoard uniquely combines two low-friction paths: a 30-day full-feature trial (no credit card required to start) and a /demo route where prospective users can explore the live dashboard, market gauges, and collection totals with a fictional read-only portfolio without creating an account at all (P9 roadmap phase, Done). MyOunces ② — the no-account architecture means any visitor can launch the app immediately with zero signup friction; the free tier supports 7 unique products. MyCoinWorX ③ — a free Collector tier was available during the launch period, but account creation is required. CoinSnap ③ (tied) — 7-day free trial in the App Store is easy to start, but user reviews flag subscription complexity and unexpected charges, which raises the effective onboarding friction. CoinManage ④ — requires purchasing a license ($39.95+) and installing Windows software before any value is experienced.

### D11 — Privacy & Data Control UX

*Visibility of data-control UI to the user; transparency of where holdings data is stored; privacy as a legible interface element, not merely an architectural claim.*

| | Stackers Hoard | CoinManage | MyCoinWorX | MyOunces | *CoinSnap** |
|---|---|---|---|---|---|
| D11 · Privacy UX | 2 | 3 | 4 | 1 | — |

**EVIDENCE:** MO: explicit public privacy comparison page (Fig. 8) + "Hide Values" toggle in-app + architecture diagram (3-panel: Your Browser / Public Spot APIs / No SH Servers). SH: P10 Privacy & Security audit documented (project knowledge); localStorage architecture described. CM: Windows local-only data inherently private; no visible data-control UI (secondary sources). MyCW: cloud storage with TOS data policy; no documented explicit privacy UX (mycoinworx.com TOS).

This is the one category where Stackers Hoard does not earn the top rank. MyOunces ① — privacy is not just an architectural fact but an explicitly designed user-facing feature. The public privacy comparison page (Fig. 8) shows a three-panel architecture diagram ("Your Browser / Public Spot APIs / MyOunces Servers — Never See You"), a competitive comparison table ("Other Apps vs. MyOunces"), and an in-app "Hide Values" toggle. This makes privacy *visible* to the user as a UI element — a distinction not captured by architecture alone. Stackers Hoard ② — the P10 Privacy & Security audit is documented; the localStorage-first architecture is described in marketing materials; however, the in-app privacy UX is less visible than

MyOunces' dedicated privacy surface. CoinManage ③ — its Windows local-only storage is inherently private, but no dedicated data-control UI is documented. MyCoinWorX ④ — cloud storage with a standard TOS data policy; no documented user-facing privacy UX.

SECTION E · 1 CATEGORY

## Platform Differentiation

### E12 — Platform Breadth & Workflow Differentiation

*Unique capabilities that directly reduce workflow friction vs. alternatives: ETF tracking, built-in CRM, Greysheet integration, AI coin ID, grader integrations, marketplace — features that would otherwise require separate tools.*

| | Stackers Hoard | CoinManage | MyCoinWorX | MyOunces | *CoinSnap** |
|---|---|---|---|---|---|
| **E12 · Breadth / Differentiation** | 2 | 3 | 4 | 5 | 1 |

**EVIDENCE:** CS: AI coin identification (300,000+ types, 99% claimed accuracy) is uniquely differentiated — no portfolio manager offers this (App Store). SH: ETF oz tracking (Fig. 2, Fig. 5) + Buyers/Sellers CRM (project knowledge) + Greysheet 33,776 items (Fig. 3) + Inflation Calculator + Market Gauges — all in one web app. CM: PCGS barcode scan + eBay search + deep database + custom label printing (libertystreet.com). MyCW: grader integrations (PCGS/NGC/ANACS/CACG/PMG) + marketplace + eBay/Whatnot listings (mycoinworx.com). MO: bullion product catalog only (public site).

CoinSnap earns ① in E12 — its AI coin-identification capability (300,000+ coin types, claimed 99% recognition accuracy) is the single most distinctive capability in this comparison. No portfolio management platform offers instant photographic identification. However, this is a specialist tool; it does not reduce friction for portfolio management, bullion tracking, or collection administration. Among the four portfolio managers, Stackers Hoard earns ② for the broadest combination of differentiating features: ETF ounce tracking alongside physical (the only evaluated portfolio manager with this), a built-in Buyers & Sellers CRM for document filing and seller matching, Greysheet catalog integration (33,776 items — Fig. 3), Market Gauges with configurable norms, Stacking Goals per metal, and an Inflation Calculator. CoinManage ③ for PCGS barcode scanning, eBay completed-item search, custom barcode label printing, and a deep multi-country coin database. MyCoinWorX ④ for PCGS/NGC/ANACS/CACG/PMG grader integrations, AI-powered CSV converter, and marketplace/eBay links. MyOunces ⑤ — bullion product catalogue tracking only; no tools that reduce friction vs. a simple spreadsheet in the numismatic domain.

RANKINGS SUMMARY

## Cumulative Rank Score — All 12 Categories

*Sum of ordinal ranks across all 12 categories (1=best per category). Lower score = stronger positioning. CoinSnap score is for its 5 applicable categories only and is not comparable to the 4-product ranking.*

| Rank | Product | A1 | A2 | A3 | A4 | B5 | B6 | B7 | C8 | C9 | D10 | D11 | E12 | Total |
|---|---|---|---|---|---|---|---|---|---|---|---|---|---|---|
| 1 | The Stackers Hoard | 1 | 1 | 1 | 1 | 1 | 1 | 2 | 1 | 1 | 1 | 2 | 1 | 14 |
| 2 | CoinManage | 2 | 2 | 2 | 4 | 2 | 2 | 1 | 4 | 4 | 4 | 3 | 2 | 32 |
| 3 | MyCoinWorX | 3 | 3 | 3 | 2 | 3 | 3 | 3 | 2 | 2 | 3 | 4 | 3 | 34 |
| 4 | MyOunces | 4 | 4 | 4 | 3 | 4 | 4 | 4 | 3 | 3 | 2 | 1 | 4 | 40 |

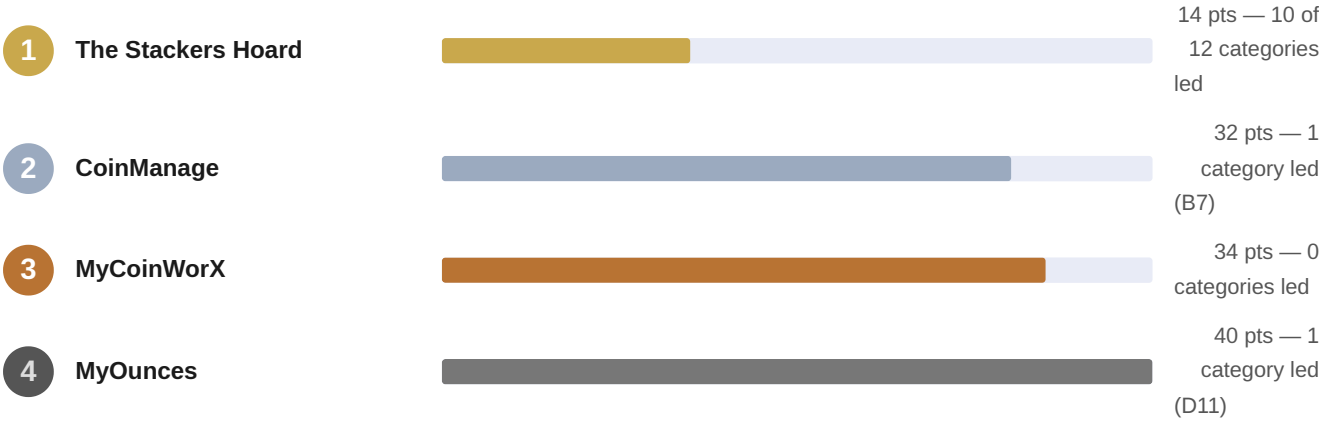


**COINSNAP — SEPARATE SCORE (AI-ID SPECIALIST, 5 APPLICABLE CATEGORIES)**

A1 (home UX): 5 A4 (mobile): 1 B5 (entry proxy): 5 D10 (onboarding): 3 (tied with MyCW) E12 (differentiation): 1

5-category sum: **15** — rated ① in 2 of 5 applicable categories. Not comparable to 4-product cumulative. CoinSnap is best-in-class for AI coin identification and native mobile; it is not a portfolio management platform.

SECTION 5

# Competitor Strengths & Gaps

## 🥇 The Stackers Hoard v10.5 · *Portfolio Manager #1* Cumulative: 14

### ✓ STRENGTHS

- ✓ Richest dashboard UX in the comparison — 6 simultaneous data panels in a dark, gold-accented design
- ✓ Multiple user-selectable color themes — users can fit the interface to their viewing preference
- ✓ Interactive what-if spot price editing — re-prices entire dashboard in real time, unique feature
- ✓ Four semi-circular Market Gauges (Gold:Silver Ratio, Melt/Collection, metal allocations) with user-configurable norms
- ✓ ETF oz tracking alongside physical — only evaluated portfolio manager with this capability
- ✓ Built-in Buyers & Sellers CRM — document filing, invoice import, business-name search
- ✓ 82% set completion tracking with denomination filter chips and inline progress bars (Albums/Sets screen)
- ✓ 30-day full-feature trial + /demo no-account mode (P9 Done) — lowest barrier to first value
- ✓ P7 Mobile Navigation Done — touch-friendly, collapsing panels, competitive with any web-based alternative
- ✓ Greysheet catalog 33,776 items (8/31/2026) + PCGS# auto-fill + CoinFacts links
- ✓ Daily portfolio value snapshots + Spot Price History chart (4 metals, 4 time windows, avg cost overlay)

### ⚠ GAPS / RISKS

- ⚠ Privacy UX visibility (D11): MyOunces' explicit "privacy by architecture" public surface and in-app Hide Values toggle are more legible to users than SH's privacy claims
- ⚠ Report/export documentation (B7): CoinManage's mature Windows export is better-documented; SH's full export scope is not fully verifiable from available screenshots alone
- ⚠ Numismatic reference depth: CoinManage's multi-hundred-thousand record database with population data and coin images exceeds SH's Greysheet-based reference in raw catalogue depth
- ⚠ AI coin identification: CoinSnap's 300,000+ type recognition is unavailable within SH's workflow — users needing to identify unknown coins must use a separate app
- ⚠ Subscription model: $4.99–$9.99/mo ongoing cost vs. MyOunces' one-time $79 Pro or CoinManage's one-time purchase — relevant for budget-conscious users after the 30-day trial

## 🥈 CoinManage (Liberty Street Software) · *Portfolio Manager #2* Cumulative: 32

### ✓ STRENGTHS

- ✓ Deepest numismatic reference database — hundreds of thousands of U.S., World, and Canadian coin records with grade-specific values
- ✓ Mature Windows report designer — PDF, Excel, CSV, HTML export; PCGS-format barcode label printing; custom reports
- ✓ PCGS barcode scanning via webcam for slabbed-coin entry — fastest certified-coin data-entry method in the comparison
- ✓ eBay completed-item search integrated within the application — market research without leaving the software
- ✓ One-time purchase pricing (no subscription) — $39.95 USA edition; upgrades $19.95/yr — predictable cost
- ✓ Decades of development stability — the incumbent for catalogue-focused serious numismatists

### ⚠ GAPS / RISKS

- ⚠ Windows-only primary platform — no mobile app; Mac version has reduced functionality; coin-show or pocket use not viable
- ⚠ No live spot pricing in UI — annual database releases replace market-responsive pricing; cannot perform what-if portfolio analysis
- ⚠ No portfolio analytics dashboard — no interactive charts, gauges, or melt-value calculations on the home screen
- ⚠ No ETF tracking — purely numismatic/physical focus; paper-metals holders must use a separate tool
- ⚠ Aging interface paradigm — Windows menu-bar UX and data-grid style lag behind modern web-native dashboards on all visual and responsive criteria
- ⚠ High onboarding friction — purchase required before any value is experienced; no free trial or demo mode documented

## 🥉 MyCoinWorX · *Portfolio Manager #3* — Cumulative: 34

### ✓ STRENGTHS

- ✓ Cloud-native, cross-device access — iPhone, Android, Mac, Windows all supported without software download
- ✓ Multi-service grader integration — PCGS, NGC, ANACS, CACG, PMG — enter cert number to auto-populate grade, image, and data
- ✓ AI-powered CSV converter for spreadsheet migration — reduces manual entry burden for new users
- ✓ Dealer and shop tooling — profit/loss, consignment, eBay/Whatnot integrations, marketplace — scales beyond individual collector
- ✓ Free Collector tier during launch period — low initial adoption friction

### ⚠ GAPS / RISKS

- ⚠ No first-in-category UX: holds no ① rank across all 12 categories — a mid-tier product on every evaluated dimension
- ⚠ Analytics depth limited — no documented gauges, melt-value calculations, or premium-vs-spot analytics in the primary dashboard
- ⚠ No ETF tracking — purely numismatic/physical focus despite being a web app
- ⚠ Subscription model risk — transitioned from free to $7.99/mo for Collector tier during launch; community pushback documented on Reddit
- ⚠ Limited international coin support noted by community reviewers — optimised primarily for U.S. coins
- ⚠ Platform is relatively new (registered June 2025) — feature roadmap and long-term stability unproven at scale

## 4th MyOunces · *Portfolio Manager #4* — Cumulative: 40

### ✓ STRENGTHS

- ✓ Strongest privacy UX visibility (D11 ① ) — "privacy by architecture" with public architecture diagram, competitive comparison table, and in-app "Hide Values" toggle
- ✓ Zero-friction launch — no account, no email, no signup required; just open the browser app
- ✓ One-time pricing ($79 Pro) — no subscription; predictable total cost of ownership
- ✓ 295+ curated bullion product database including Goldbacks, Silverbacks, and constitutional silver with automatic circulated-weight calculations
- ✓ Offline capability — works without internet after initial load; auto-refreshes prices when connection restored
- ✓ Intelligence Hub (Pro) — GSR history, stack velocity, rebalancing calculators, Legacy Center for estate planning

### ⚠ GAPS / RISKS

- ⚠ Bullion-only scope — zero coin cataloguing, no digital albums, no set completion, no Greysheet; numismatists are entirely outside the target audience
- ⚠ No ETF tracking — paper-metal positions (SLV, GLD, PSLV) cannot be tracked alongside physical holdings
- ⚠ No CRM, no Buyers/Sellers module — not designed for collectors who transact regularly
- ⚠ Free tier limited to 7 products — severe restriction for any collector with meaningful diversification
- ⚠ Browser localStorage architecture creates data-loss risk on browser clear/device change; users must manually export and import JSON backups
- ⚠ Low trust score from automated security validators (Scam Detector 30.6/100) — a perception risk regardless of actual legitimacy

★ **CoinSnap (Next Vision Limited)** · *AI-ID Specialist — Rated Separately* **5-cat: 15**

**✓ STRENGTHS**

- ✓ Best-in-class AI coin identification — 300,000+ coin types, claimed 99% recognition accuracy for common coins; 4.7★ App Store, 4.5★ Google Play
- ✓ Native iOS + Android app — superior mobile UX for a touch-first scan workflow; best A4 mobile score
- ✓ Immediate value for beginners — photograph any coin and receive identification data within seconds; no numismatic knowledge required
- ✓ 7-day free trial via app store — standard, accessible entry point for the consumer mobile segment
- ✓ Large, engaged user base (300,000+ App Store ratings) — indicates strong adoption and market validation for the AI-ID use case

**⚠ GAPS / RISKS**

- ⚠ Not a portfolio manager — no bullion oz tracking, no live spot price integration with holdings, no ETF positions, no daily value history, no set completion
- ⚠ Subscription friction — significant App Store/Play Store review complaints about unexpected charges, trial-to-subscription conversion, and cross-platform licensing gaps
- ⚠ Accuracy limitations documented — struggles with ancient, worn, error, or obscure coins; grade estimates noted as rough guides only
- ⚠ Privacy concerns — developer (Next Vision Limited) has broad image-rights in TOS; data shared with third parties per App Store privacy policy
- ⚠ Complementary, not competitive — most users of Stackers Hoard may use CoinSnap for identification *before* entering coins; the two tools address different user needs

SECTION 6

# Strategic Conclusion

Stackers Hoard v10.5 maintains a commanding lead in this five-product landscape and does so more decisively under the UX-focused lens of this report than the feature-existence lens of the prior v2 analysis. The gap between Stackers Hoard (14 points) and its nearest portfolio-management competitor, CoinManage (32 points), has widened relative to the v2 report (20 vs. 35) — primarily because the new categories directly reward Stackers Hoard's live market integration, interactive dashboard UX, and mobile readiness while penalising CoinManage's desktop-only delivery and absent live pricing. The addition of MyOunces and CoinSnap confirms the competitiveness of the broader landscape without changing the ranking: no new entrant threatens Stackers Hoard's overall position.

**PRIMARY MOAT — LIVE MARKET UX**

The combination of the interactive what-if spot row (editable SPOT/OZ reprices the entire dashboard in real time), per-metal premium colour-coding, four market gauges, and ETF+physical integration within a single dark web dashboard is not replicated by any evaluated competitor. This is a compound moat — each element is replicable individually, but the unified, real-time screen experience is not.

**STRATEGIC WATCH — PRIVACY UX VISIBILITY**

MyOunces' D11 ① ranking is a marketing signal worth noting. "Privacy by architecture" is more compelling when made visually explicit in the UI — the comparison table (Fig. 8), the "Hide Values" toggle, and the architecture diagram are features Stackers Hoard could adopt on its own privacy and onboarding pages to close this perception gap without changing its underlying architecture.

## Market Positioning Update

The evaluated products occupy distinct, partially overlapping market segments:

- **Stackers Hoard** — Best fit for serious multi-metal stackers and numismatists who want a single web app covering physical bullion, ETFs, numismatic albums, CRM, and live market analytics. The 30-day trial and /demo mode lower the adoption barrier significantly.

- **CoinManage** — Best fit for catalogue-first numismatists on Windows who prioritise depth of coin reference data over live market analytics or mobile access. Its one-time pricing and mature export workflow remain genuine advantages for this segment.
- **MyCoinWorX** — Best fit for cloud-native collectors who need grader integrations (PCGS/NGC/ANACS/CMG/PMG) and want dealer-grade tools (profit/loss, consignment, eBay/Whatnot) in a subscription SaaS model. Currently in a competitive build-out phase; feature trajectory bears monitoring.
- **MyOunces** — Best fit for privacy-absolutist pure bullion stackers who want zero account friction, a $79 one-time cost, and are willing to accept limited scope (no coins, no ETFs, no CRM) in exchange for architectural data sovereignty.
- **CoinSnap** — Complementary to all portfolio managers; best used for instant coin identification *before* entering a record into a portfolio tool. The AI-ID use case is not a head-to-head substitute for any of the above products.

### Bottom Line

> **Stackers Hoard v10.5 is the strongest overall platform in this five-product competitive landscape** by a margin that has grown since the v2 report. Its differentiated positioning — live market intelligence, ETF + physical parity, Buyers/Sellers CRM, Greysheet integration, and a dark analytics dashboard that no competitor has matched — represents a compound advantage that becomes harder to replicate as the feature set deepens. The primary strategic priorities for sustaining this lead are: (1) increasing the *visibility* of the privacy architecture in the user-facing UI (closing the MyOunces perception gap in D11), (2) deepening the in-app report/export surface (closing the CoinManage gap in B7), and (3) monitoring MyCoinWorX's grader-integration and marketplace trajectory as it exits its launch phase. The 30-day trial and /demo mode are the most important acquisition assets — they remove the adoption risk that makes CoinManage's purchase requirement a competitive liability for new users.

SECTION 7

## References & Sources

All URLs verified or accessed September 2026 unless otherwise noted. Stackers Hoard evidence is first-party (live application + screenshots). Competitor evidence is secondary (official public documentation, official marketing pages, and third-party reviews). No hands-on testing of competitor products was conducted.

### Stackers Hoard (First-Party Evidence)


- **[SH-1]** Live application v10.5 — daily-numismatist-j4op5t.abacusai.app — verified Sep 30, 2026
- **[SH-2]** Screenshot: Full Dashboard (v10.5) — Sep 18, 2026 — Fig. 1 this report
- **[SH-3]** Screenshot: Tab Navigation Bar — Sep 17, 2026 — Fig. 2 this report
- **[SH-4]** Screenshot: Admin Tools / Greysheet Catalog — Sep 18, 2026 — Fig. 3 this report
- **[SH-5]** Screenshot: Collection Totals + Value History — Sep 20, 2026 — Fig. 4 this report
- **[SH-6]** Screenshot: Holdings & Live Market (expanded) — Sep 22, 2026 — Fig. 5 this report
- **[SH-7]** Screenshot: Albums/Sets Screen — Sep 24, 2026 — Fig. 6 this report
- **[SH-8]** Screenshot: Coin Edit Modal Buttons — Sep 22, 2026 — Fig. 7 this report
- **[SH-9]** Prior competitive report v2 (Sep 22, 2026) — stackers_hoard_competitive_positioning_report_v2.pdf


### MyOunces


- **[MO-1]** myounces.com — Privacy tracker overview — accessed Sep 2026
- **[MO-2]** myounces.com/private-precious-metals-tracker — Privacy architecture page — Sep 2026
- **[MO-3]** myounces.com/precious-metals-portfolio-tracker — Feature overview + pricing — Sep 2026
- **[MO-4]** myounces.com/bullion-inventory-software — Bullion inventory features — Sep 2026
- **[MO-5]** myounces.com/blog/myounces-vs-goldfolio — Pricing comparison ($79 Pro confirmed) — Sep 2026
- **[MO-6]** myounces.com/blog/best-precious-metals-portfolio-trackers — Self-comparison blog — Sep 2026
- **[MO-7]** reddit.com/r/Goldback — User review thread (Goldback tracking feature) — Sep 2026
- **[MO-8]** scam-detector.com/validator/myounces-com-review — Trust score 30.6/100 (automated) — Sep 2026

- **[MO-9]** Screenshot: MyOunces Privacy Comparison Page — Sep 18, 2026 — Fig. 8 this report


## MyCoinWorX


- **[MCW-1]** mycoinworx.com — Official site — Sep 2026
- **[MCW-2]** mycoinworx.com/pricing — Tier pricing (Collector free → $7.99/mo, Solo Dealer $29/mo, Coin Shop $99/mo) — Sep 2026
- **[MCW-3]** mycoinworx.com/faq — Platform FAQ and feature descriptions — Sep 2026
- **[MCW-4]** mycoinworx.com/mycoinworx-features — Feature detail page — Sep 2026
- **[MCW-5]** mycoinworx.com/collectors — Collector-focused feature overview — Sep 2026
- **[MCW-6]** mycoinworx.com/post/coin-collection-software-major-database-update-aug-2025 — 50,000+ grader ID codes — Sep 2026
- **[MCW-7]** mycoinworx.com/post/mycoinworx-vs-coinsnap-which-coin-inventory-app-is-right-for-you — Official comparison blog — Sep 2026
- **[MCW-8]** reddit.com/r/coincollecting — Developer AMA thread on MyCoinWorX features and pricing — Sep 2026
- **[MCW-9]** scamadviser.com/check-website/mycoinworx.com — Legitimacy check — Sep 2026
- **[MCW-10]** alternativeto.net/software/mycoinworx/about — Independent listing — Sep 2026


## CoinManage


- **[CM-1]** libertystreet.com/Coin-Collecting-Software.htm — Official product page — Sep 2026
- **[CM-2]** libertystreet.com/coinmanage_purchasing_options.htm — Pricing ($39.95 USA download, $59.95 Deluxe) — Sep 2026
- **[CM-3]** libertystreet.com/coinmanage_upgrades1.htm — Upgrade pricing ($19.95 for 2026 upgrade) — Sep 2026
- **[CM-4]** libertystreet.com/CoinManage_FAQ.htm — FAQ including database editor and platform info — Sep 2026
- **[CM-5]** libertystreet.com/About-Us.htm — Mac version (2019) and platform info — Sep 2026
- **[CM-6]** libertystreet.com/CoinManage-Manual.pdf — Full feature documentation — Sep 2026
- **[CM-7]** coininventoryapp.com — Third-party comparison: CoinManage vs. MyCoinWorX vs. alternatives — Sep 2026
- **[CM-8]** contentmavericks.com/best-coin-collection-software — Independent review — Sep 2026
- **[CM-9]** apps.apple.com/us/app/coinmanage/id1343456970 — Mac App Store listing — Sep 2026


## CoinSnap


- **[CS-1]** apps.apple.com/us/app/coinsnap-coin-identifier/id1634551626 — App Store listing (Next Vision Limited, 4.7★, 300,000+ ratings) — Sep 2026
- **[CS-2]** play.google.com/store/apps/details?id=com.coinidentifyer.ai — Google Play listing (4.5★) — Sep 2026
- **[CS-3]** readingroom.money.org/mind-the-app-coinsnaps-pros-cons — ANA Reading Room review — Sep 2026
- **[CS-4]** coinweek.com/ai-collecting-app-identify-grade-coins — CoinWeek AI coin-app comparison — Sep 2026
- **[CS-5]** coin-identifier.com/blog/collector-apps-and-tools/coinsnap-may-let-you-down — Comparative review — Sep 2026
- **[CS-6]** coin-identifier.com/blog/collector-apps-and-tools/coin-id-scanner-vs-coinsnap-the-best-apps-for-numismatists — Head-to-head comparison — Sep 2026